



## ENERGY EFFICIENT NEW DATA AGGREGATION METHOD FOR WIRELESS SESOR NETWORKS

Prof. Vani S. Badiger\*<sup>1</sup>, Prof. Ojashwini R. N.<sup>2</sup> and Prof. Suresh M.<sup>3</sup>

<sup>1,3</sup>Departments of ECE, Rajarajeswari College of Engineering, Bengaluru.

<sup>2</sup>Departments of CSE, Rajarajeswari College of Engineering, Bengaluru.

Article Received on 10/04/2024

Article Revised on 01/05/2024

Article Accepted on 22/05/2024



\*Corresponding Author

Prof. Vani S. Badiger

Departments of ECE,  
Rajarajeswari College of  
Engineering, Bengaluru.

### ABSTRACT

Energy Efficiency is one of the essential difficulties in remote sensor arrange (WSNs) provisioning for continuous information, for example, sound and video in huge Internet of Things. Information collection based plans are exceptionally utilized so as to keep up attractive assistance nature of the detected information from the earth, such plans accumulate and total information parcels in an effective way in order to build arrange lifetime, lessen power utilization, organize overhead, traffic clog, and information exactness, and so forth. In this paper, a

power effective hybrid information aggregation (PEHDA) plot is proposed. The proposed conspire consolidates a portion of the attentional highlights of the group and tree-based information collection plans while tending to a portion of their significant restrictions. Reproduction results show that power effective hybrid data aggregation (PEHDA) beats group and tree-based conglomeration conspires regarding power utilization, arrange lifetime, and transmission inactivity.

**KEYWORDS:** Data aggregation, Internet of Things, Power productivity, Power utilization, Network lifetime.

### 1. INTRODUCTION

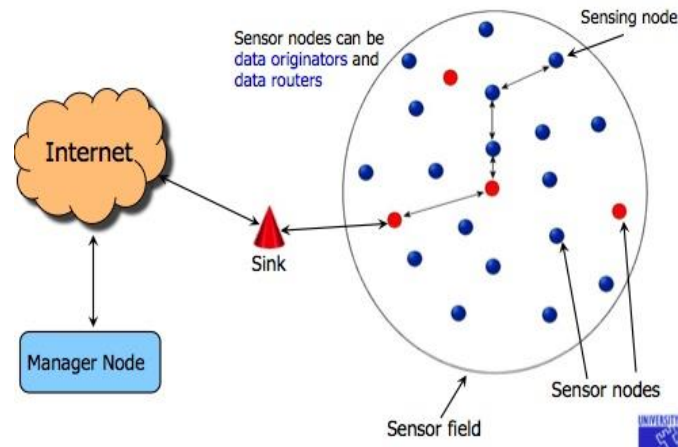
A Wireless Sensor Network (WSN) comprises of hundreds or thousands of ease hubs which could either have a fixed area or arbitrarily conveyed to screen the earth. WSNs are a pattern of the previous scarcely any years, and they include conveying an enormous number of little

hubs. The hubs at that point sense ecological changes and report them to different hubs over adaptable system engineering. Sensor hubs are extraordinary for organization in unfriendly conditions or over huge geological territories.

Every sensor hub has a different detecting, preparing, stockpiling and correspondence unit. The situation of sensor hubs need not be foreordained. This permits arbitrary organization in available territories or fiasco help activities. WSNs might be composed in a wide range of ways, and an answer intended for a level system will impossible is ideal for a bunched arrange. To be powerful and effective, an answer should be custom-made to be specific system association close by. Because of their restricted force short range, sensor hubs need to cooperatively work in multi-jump remote Communication structures to permit the transmission of their detected and gathered information to the closest base station. Not at all like wired systems where the physical wires keep an aggressor from trading off the security of the system, remote sensor systems face numerous security challenges that speak to an essential to a fruitful organization of remote sensor arranges particularly for military applications. In addition, the asset kept nature from sensor hubs makes the security issue basic; indeed, the arrangement of greatest security benefits in every hub will create a noteworthy channel on the framework assets, and in this way diminish the hub's lifetime.

Remote systems are powerless against security assaults because of the communicate idea of the transmission medium. Besides, remote sensor systems have an extra weakness since hubs are frequently set in a threatening or risky condition where they are not truly ensured.

A remote sensor organize (WSN) is a remote system that comprises of dispersed sensor hubs that screen explicit physical or natural occasions or wonders, for example, temperature, sound, vibration, weight, or movement, at various areas. The main improvement of WSN was first roused by military purposes so as to do war zone observation. These days, new innovations have diminished the size, cost and intensity of these sensor hubs other than the improvement of remote interfaces making the WSN perhaps the most smoking subject of remote correspondence. There are four fundamental segments in any WSN: (1) a gathering of circulated sensor hubs; (2) an interconnecting remote system; (3) a social affair data base station (Sink); (4) a lot of registering gadgets at the base station (or past) to decipher and break down the got information from the hubs; some of the time the figuring is done through the system itself.



**Figure1: WSN Components.**

## 2. Related work

In Cluster-based information accumulation, all the hubs of a bunch forward the detected information to the group head (CH) hub for collection. CHs total information and legitimately forward them to the sink hub for additional handling. Here, vitality utilization of the system increments alongside the expanding separation among CHs and the sink hub. Then again, tree-based methodologies diminish the separation between aggregator hubs and the sink hub by building an intelligent tree among them, in this way devouring lesser force than bunch based ones. For this situation, the obligations of aggregator hub are not equally disseminated among the hubs which reduce arrange lifetime. A plenty of bunch based vitality effective information collection plans for WSNs is accessible in the writing.

S. Chen, S. Tang, M. Huang, and Y. Wang,<sup>[1]</sup> Data assortment is a key capacity gave by remote sensor systems. Instructions to productively gather detecting information from all sensor hubs is basic to the exhibition of sensor systems. In this paper, we plan to comprehend the hypothetical furthest reaches of information assortment in a TDMA-based sensor organize as far as conceivable and attainable most extreme limit. Beforehand, the investigation of information assortment limit has focused for huge scope arbitrary systems. Be that as it may, in the vast majority of the down to earth sensor applications, the sensor organize isn't consistently conveyed and the quantity of sensors may not be as enormous as in principle. In this manner, it is important to examine the limit of information assortment in a discretionary system. In this paper, we initially infer the upper and lower limits for information assortment limit in subjective systems under convention impedance and circle diagram models. We show that a straightforward BFS tree-based strategy can prompt request ideal execution for any discretionary sensor systems. We at that point study the limit limits of

information assortment under a general chart model, where two close by hubs might be not able to impart because of boundaries or way blurring, and talk about execution suggestions. At long last, we give conversations on the plan of information assortment under a physical obstruction model or a Gaussian channel mode.

K. Akkaya and M. Younis,<sup>[2]</sup> Recent advances in remote sensor systems have prompted numerous new conventions explicitly intended for sensor systems where vitality mindfulness is a fundamental thought. The majority of the consideration, notwithstanding, has been given to the directing conventions since they may contrast contingent upon the application and system design. This paper studies ongoing steering conventions for sensor systems and presents an order for the different methodologies sought after. The three fundamental classifications investigated in this paper are information driven, various leveled and area based. Each steering convention is portrayed and talked about under the proper class. In addition, conventions utilizing contemporary procedures, for example, organize stream and QOS displaying are likewise talked about. The tree-based design is increasingly reasonable for accomplishing vitality productivity.<sup>[7]</sup> In light of tree-based design, TREEPSI<sup>[19]</sup> builds a tree thinking about sink as the root hub. In TREEPSI, all the leaf hubs forward the information to their folks and afterward is established towards the sink. At the point when a parcel is lost at a given degree of the tree, the information originating from the related sub tree are lost also. To limit accumulation postponement and increment the vitality productivity, I. Solis and K. Obraczka<sup>[21]</sup> propose a falling break model for intermittent total. It begins by the sink hub broadcasting the underlying solicitation to all hubs. This underlying solicitation triggers a straightforward tree foundation convention which sets up switch ways from all hubs back to the sink. However, all the hubs in the specific level are given with same break regardless of its number of youngsters. It doesn't consider the quantity of kids in each level and in this way the hubs with more youngsters will lose a portion of its kids information. Likewise, the hubs in a similar level send information nearly simultaneously, which prompts traffic clog. Bahi et al.<sup>[2]</sup> proposes a tree-based total conventions that works in two stages. The primary stage is at neighborhood level total and the second stage at the aggregator's level. At every period  $p$ , each hub advances their totaled informational index to their legitimate aggregator which hence totals all informational collections originating from different sensor hubs and advances them to the sink hub. The convention<sup>[2]</sup> discovers every single comparative set to specify and look at each pair of sets which is costly for bigger informational collections. Once more, the aggregator hubs experience high overhead because

of progressively computational expense to process the similitude between totally got sets and in this way influencing information dormancy factor and diminishes organize lifetime. Structuring an information conglomeration conspire by incorporating the best of both the group and tree-based methodologies could be an intriguing and proficient strategy to keep up the nature of information transmission.

### 3. Proposed system

So as to keep up alluring assistance nature of the detected information from the earth, information collection based plans are exceptionally utilized. Such plans assemble and total information bundles in a proficient way to diminish power utilization, organize overhead, and traffic blockage, and to expand arrange lifetime, information exactness, and so forth. In this paper, Power efficient hybrid data aggregation (PEHDA) plot is proposed. The proposed conspire consolidates a portion of the fascinating highlights of the bunch and tree-based information conglomeration plans while tending to a portion of their significant confinements. Reproduction results show that PEHDA beats group and tree-based collection conspires as far as force utilization, arrange lifetime, accessible transfer speed usage, and transmission inactivity. The proposed cross breed conspire is a mix of both bunch and tree-based information conglomeration procedures. It forms the crude information into a legitimate top notch data, altogether diminishes the repetition of transmitting information, and consequently expands vitality effectiveness and system lifetime.

#### 3.1. System model

##### Network model

WSN with a lot of sensor hubs  $S = \{S_1, S_2, S_3, \dots, S_N\}$ , where  $N$  is the absolute number of sensor hubs, which send detected information to the sink inside the system. We accept that all the sensor hubs inside the system are static in nature and are arbitrarily conveyed. Each hub sends their leftover vitality and area data to the sink hub. In view of this, sink computes normal vitality ( $E_{avg}$ ) utilizing Eq. 1,

$$E_{avg} = \frac{(ES_1 + ES_2 + \dots + ES_N)}{N}$$

Is the present remaining vitality for a hub  $S_1$ , at that point sink chooses  $S_1$  as CH just when  $E_{s1} \geq E_{avg}$  and is the closest to the sink hub. Minimal separation between the two arrangements of hubs can be determined utilizing the separation equation:

$d = \sqrt{(x_1 - x_2)^2 + (y_1 - y_2)^2}$ , where  $d$  is the separation between two arrangements of hubs,

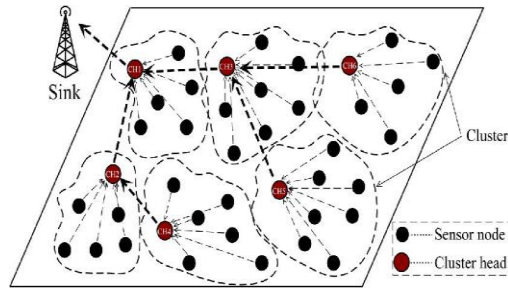
and  $(x_1, y_1)$  and  $(x_2, y_2)$  are the directions of the  $S_1$  and  $S_2$  individually. The briefest separation among the CHs and the sink hub is dictated by utilizing heuristic calculation. Sink hub communicates a message ADV msg to all the sensor hubs in the system. This control bundle contains the header and Identification (ID) of chose CHs (CH ID). In the wake of getting ADV msg, every hub analyzes its ID (nodeID), with ADV msg. The hubs for which  $(\text{nodeID}) = (\text{CH ID})$  become the CH hubs for that round. The absolute number of round T round can be set utilizing the Eq. 2,  $T_{\text{round}} = \frac{N}{K}$

$$K$$

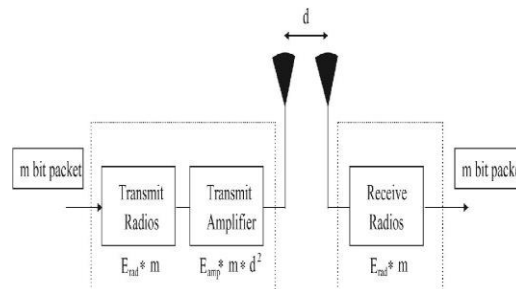
Where K is the normal number of bunches for the current round and N is the all out number of sensor hubs. At the point when the current round is more prominent than or equivalent to the T round, at that point it returns to the underlying round. This procedure rehased in each round. After the determination of CH by the sink, group development is finished. Each CH hub communicates a control message CH ADV including its ID. In light of the got signal quality (RSS), non-sensor hubs send a Join REQ message (Join REQ = nodeID + CH ID) to pick CH hub inside the bunch. CH hubs make a TDMA plan for each non-CH hub inside its group and communicate it to the part hubs. After bunch arrangement and CH choice, a sensible tree among CH hubs is framed. The tree arrangement is started by the sink, which broadcasts the control message based on the location and current residual energy of CH nodes.

Symbols	Definition
S	Set of sensor nodes
N	Total number of sensor nodes
K	The expected number of clusters for the current round
$E_{\text{avg}}$	Average energy of the system
$E_{S_1}$	Current residual energy of a sensor node $S_1$
CH	Cluster head
$(x_1, y_1)$ and $(x_2, y_2)$	Coordinates of the nodes $S_1$ and $S_2$ respectively
ADV_msg	Advertisement message
CH_ID	ID of a cluster head nodes
Node ID	ID of sensor nodes
T_round	Total number of rounds the system runs
CH_ADV	A control message send by CH nodes
RSS	Received signal strength
Join_REQ	Join request message send by normal sensor nodes
CSMA	Carrier sense multiple access
TDMA	Time division multiple access

Information transmission begins with the non-CH hubs towards CH hubs and CHs total them as and when mentioned. At long last, each CH hub advances the accumulated information towards the upper level CH hubs established at the sink. Contingent upon the lingering vitality of the CH hubs, sink can re-develop the accumulation tree occasionally. The design of our proposed conspire is introduced in figure.



**Fig. 1: An architecture of the proposed hybrid data aggregation scheme.**



**Fig. 2: Energy dissipation model of the proposed scheme.**

**Energy dissipation model**

We considered a basic radio vitality dissemination model where the transmitter's vitality is dispersed by the radio and the force speaker, and the beneficiary scatters its vitality to run the radio as appeared in Fig. 2. Consequently, to transmit m-bits a good ways off d, the radio expends

$$ETX(m, d) = ETX - rad(m) + ETX - amp(m, d)$$

$$ETX(m, d) = E_{rad} \times m + E_{amp} \times m \times d^2$$

what's more, to get m-bits the radio expend

$$ERX(m, d) = ETX - rad(m)$$

$$ERX(m, d) = E_{rad} \times m$$

Where  $ETX(m, d)$  and  $ERX(m, d)$  are the utilization of vitality in transmission and gathering of m-bits to a separation d separately.  $E_{rad}$  speaks to the gadgets vitality and  $E_{amp}$  is the intensifier vitality. d is the separation between the sender and the collector.

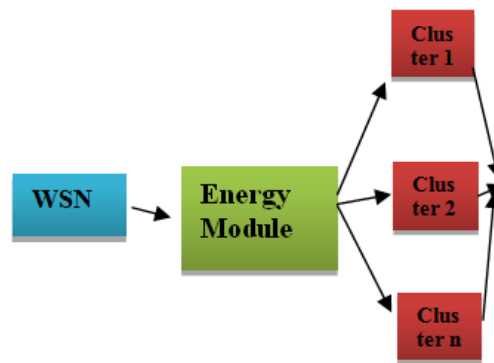
We utilized free space model and two-beam ground model for proliferation relying on the separation among transmitter and beneficiary. For direct view, we utilize free space model and for ground reflected sign, two-beam ground proliferation model is utilized.

### 3.2 Proposed protocol

The proposed data aggregation scheme works in four phases—(i) cluster head selection, (ii) cluster formation, (iii) tree formation, and (iv) data aggregation and transmission.

#### Dataflow Diagram

##### Level-0- Node Deployment



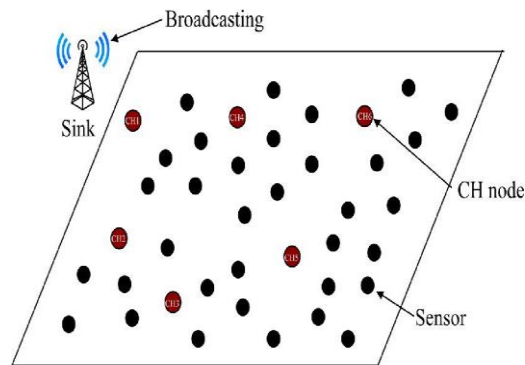
##### Level-1: Node Deployment

#### Cluster head selection

CH selection process is coordinated by the sink node. Initially, each node sends their current residual energy and the location information to the sink node. The sink node calculates the average residual energy of the network and marks only those nodes which are having energy higher than the average energy, as eligible CH nodes. The eligibility of the CH nodes also depends on the expected numbers of clusters. The probabilistic shortest path among the eligible CH node and the sink node is calculated using heuristic algorithm. The sink node selects an eligible candidate as the CH node which is the least distance from the sink. Now sink node broadcasts an advertisement message (ADV msg) using CSMA MAC protocol to spread the CH information.

Figure 3 describes how sink node broadcasts the ADV msg. This message contains CH node ID and a field to identify this as an announcement message.





**Fig.3: CH Selection: sink broadcasts CH info to all sensors.**

Subsequent to getting this ADV msg, every sensor hub contrasts their ID and the got one. The hub whose ID will coordinate with the ADV msg will go about as CH hub for that round.

### Clusterformation

For cluster formation, each CH node broadcasts a message (CH-ADV) to non-cluster head nodes as presented in Fig. 5. As advertised in Fig. 6, non-cluster head nodes send a join request message (Join-REQ) to the selected CH node using CSMA based on the (RSS). This message includes the node's ID and the CH ID.

The CH hub makes a TDMA timetable and communicates this to the part hubs inside its group. In view of this TDMA plan, the radio parts of each non-cluster head hub to be killed barring during their transmission time. Once, the TDMA plan is known by all hubs inside the bunch, the group development stage is finished.

### Tree formation

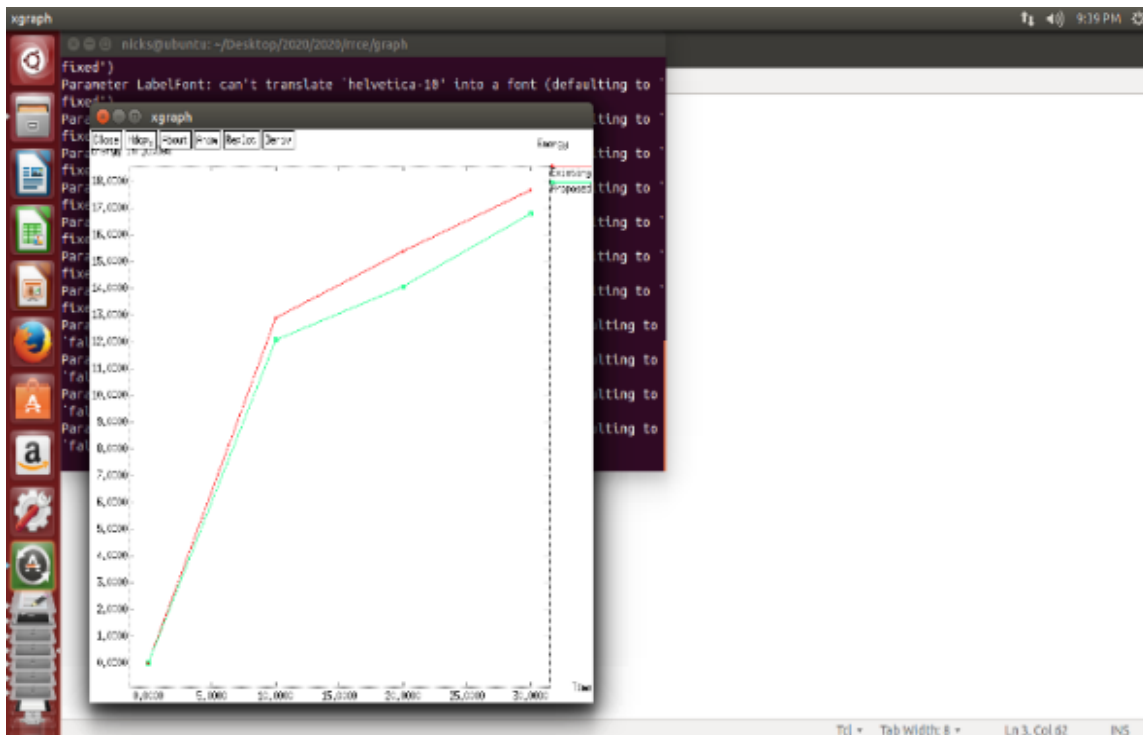
After CH selection and cluster formation, After CH choice and bunch development, the arrangement of the sensible tree is started by the sink hub itself. This tree development is for the most part dependent on the position and the present lingering vitality of CH hubs. From the outset, the sink hub communicates a control message among all the CH hubs. This control message has five fields—ID, parent, force, status, and level, demonstrating the CH's ID, its parent in the accumulation tree, its present remaining vitality, its status (leaf hub, hand-off hub, or risk state) in the sensible tree, and the way length (number of jumps from the sink) individually. The substance of the control message for the sink hub is  $\text{msg}(\text{ID}_{\text{sink}}, -, \infty, \text{status}_{\text{sink}}, \text{level}0)$ , as appeared in Fig. 7 expecting it has boundless force supply and it is the root node of the total tree. The CH1 records the parent hub with higher lingering vitality and the littlest way to the sink.

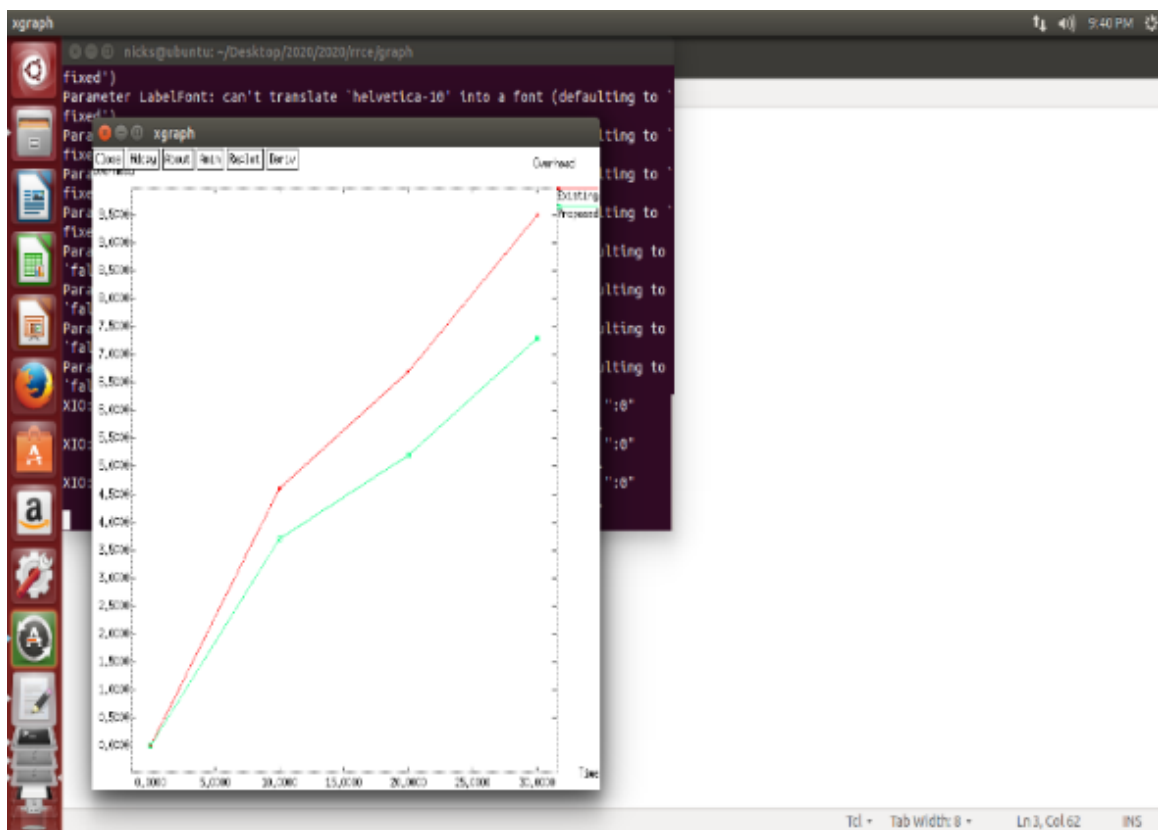
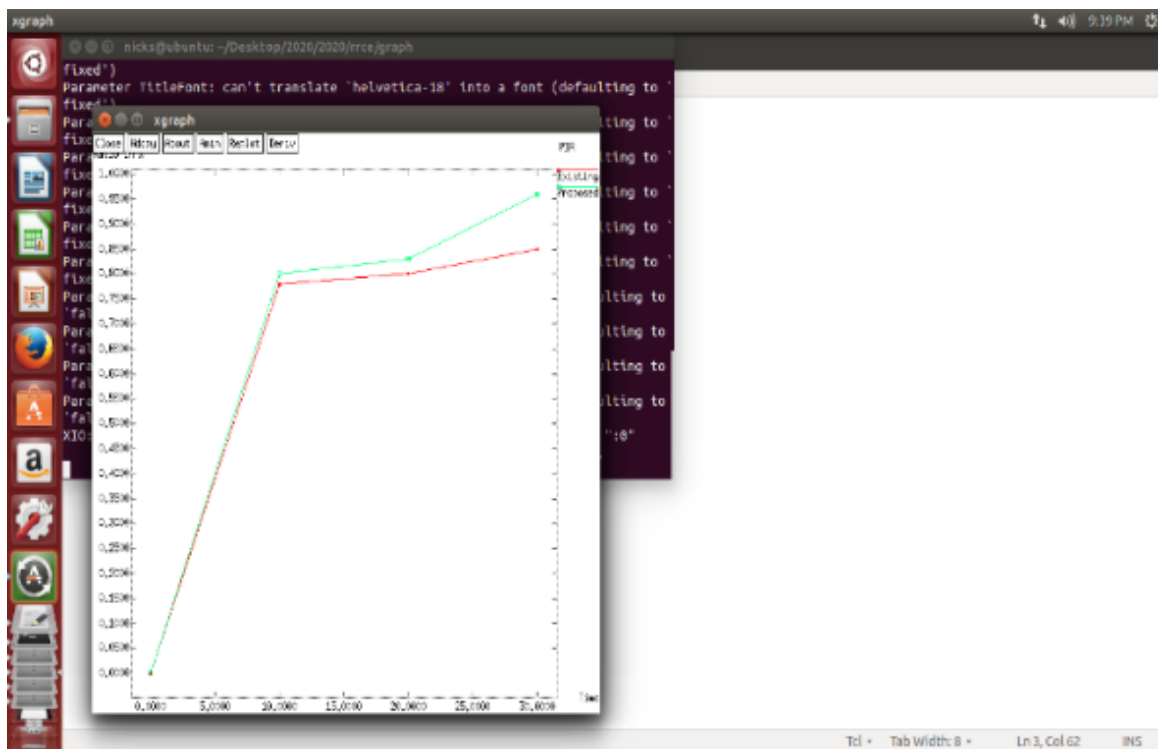
Now CH1 communicates the message msg (IDCH1, parentCH1, powerCH1, statusCH1, levelCH1), where  $\text{levelCH1} = 1 + \text{level0}$ . This procedure proceeds until each CH communicates control message once. This outcome is a conglomeration tree of CH hubs with sink at the root hub. Contingent upon the remaining vitality of the CH hubs, sink hub can rebuild the accumulation tree occasionally. This data additionally contains the TDMA plan for each CH hub. The CH hubs which don't have information to send keep their radio's set for decrease power utilization.

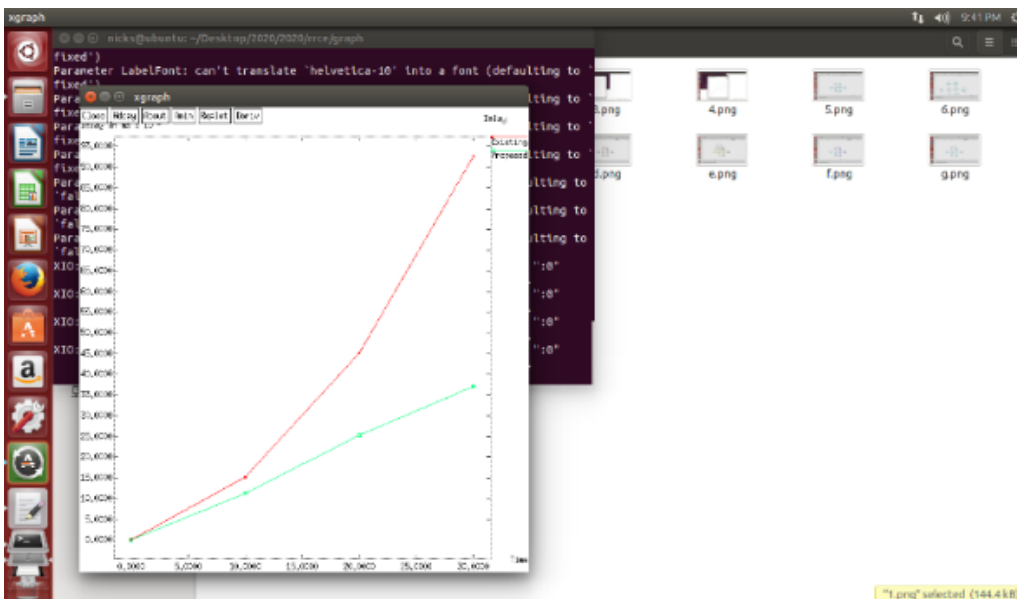
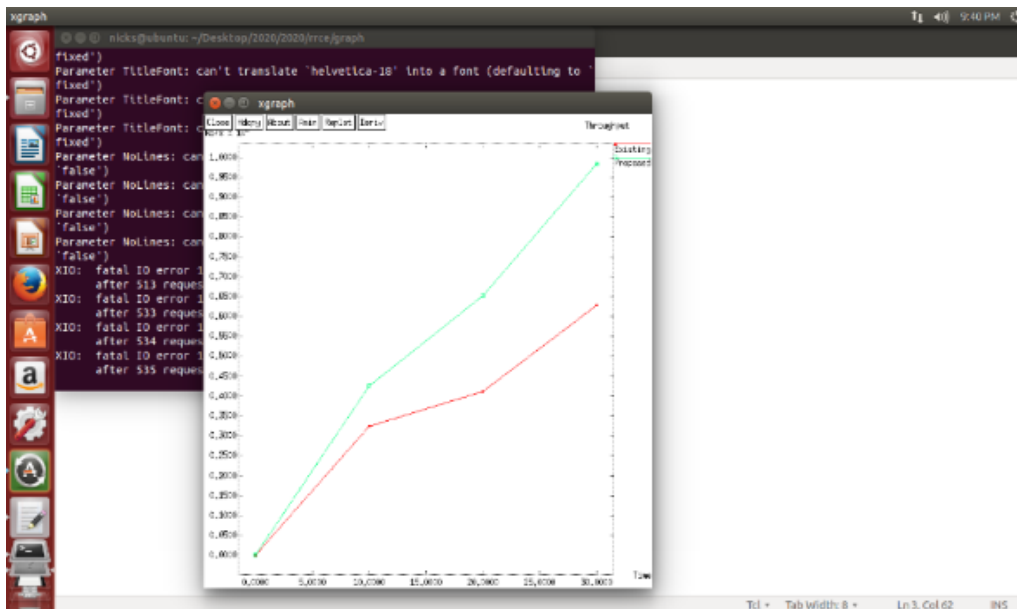
### Data aggregation and transmission

After development of the tree among CHs, information transmission process begins. Every sensor hub (non-CH) sends information parcels to their particular CH hubs once per outline time. The CHs total the information got from different hubs alongside the information detected without anyone else and forward them to the following more elevated level (parent) hubs. This procedure is reshaped until totaled information arrives at the sink hub. Figure 8 notices how sensors forward detected information and CH totals and send them to the parent hub until the sink.

## 4. RESULTS







## 5. CONCLUSION

In this paper, we have proposed a hybrid information accumulation conspiracy which definitely lessens the volume of detected information transmitted from the end gadgets to the sink hub. The cluster based plan amplifies the system lifetime by pivoting CH hubs after each round. Tree-based plans lessen the correspondence overhead by limiting the separation between the hubs. The proposed plot shows improved exhibitions than the bunch and tree-based total plans as far as force utilization, organize lifetime, productive data transmission, and dormancy. The structure of an information collection conspiracy considering the heterogeneous condition in the proving grounds situation under the genuine condition is left as a future work.

## 6. REFERENCES

1. Azharuddin M, Kuila P, Jana PK Energy efficient fault tolerant clustering and routing algorithms for wireless sensor networks. *ComputElectr Eng.*, 2015; 41: 177–190.
2. Bahi JM, Makhoul A, Medlej M.A. two tiers data aggregation scheme for periodic sensor networks. *Ad-hoc & Sensor Wireless Networks*, 2014; 21(1-2): 77–100.
3. Geetha V, Kallapur PV, Tellajeera S. Clustering in wireless sensor networks: performance comparison of LEACH & LEACH-C protocols using NS2. *Procedia Technol*, 2012; 4: 163–170.
4. Heinzelman WB, Chandrakasan AP, Balakrishnan H. An application-specific protocol architecture for wireless microsensor networks. *IEEE Trans WirelCommun*, 2002; 1(4): 660–670.
5. Heinzelman WR, Chandrakasan A, Balakrishnan H. Energy-efficient communication protocol for wireless microsen-sor networks. In: 33rd annual Hawaii international conference on System sciences, IEEE, 2000; 10–19.
6. Karthikeyan B, Velumani M, Kumar R, Inabathini S. Analysis of data aggregation in wireless sensor network. In: 2nd international conference on electronics and communication systems (ICECS), 2015; 1435–1439.
7. Kaur S, Gangwar R. A study of tree based data aggregation techniques for WSNs. *International Journal of Database Theory and Application*, 2016; 9(1): 109–118.
8. Keswani K, Bhaskar A. Wireless sensor networks: a survey. *Futuristic Trends in Engineering, Science, Humanities, and Technol-ogy (FTESHT)*, 2016; 1–7.
9. Mantri D, Prasad NR, Prasad R, Ohmori S. Two tier cluster based data aggregation (TTCDA) in wireless sensor network. In: International conference on advanced networks and telecommunications systems (ANTS), IEEE, 2012; 117–122.
10. Meng L, Zhang H, Zou Y. Data aggregation transfer pro-tocol based on clustering and data prediction in wireless sensor networks. In: 7th international conference on wireless communi-cations, networking and mobile computing (WiCOM), IEEE, 2011; 1–5.
11. Misra G, Kumar V, Agarwal A, Agarwal K. Internet of things (IoT) technological analysis and survey on vision, concepts, challenges, innovation directions, technologies, and applications. *American Journal of Electrical and Electronic Engineering*, 2016; 4(1): 23–32.
12. NS (2009) Network simulator-NS2. <http://www.isi.edu/nsnam/ns>.
13. Pandey V. A review on data aggregation techniques in wireless sensor network. *J Electron Electr Eng.*, 2010; 1(2): 1–8.

14. Pantazis N, Nikolidakis S, Vergados D. Energy-efficient routing protocols in wireless sensor networks: a survey. *IEEE CommunSurv Tutorials*, 2013; 15(2): 551–591.
15. Rahman H, Ahmed N, Hussain MI. A hybrid data aggregation scheme for provisioning Quality of Service (QoS) in Internet of Things (IoT). In: 2016 cloudification of the internet of things (CIoT), 2016; 1–5.
16. Rajasekaran A, Nagarajan V. Improved cluster head selection for energy efficient data aggregation in sensor networks. *Int J Appl Eng Res.*, 2016; 11(2): 1379–1385.
17. Ray A, De D. Data aggregation techniques in wireless sensor network: a survey. *International Journal of Engineering Innovation and Research*, 2012; 1(2): 81–92.
18. Sain.i S, Singh RS, Gupta V. Analysis of energy efficient routing protocols in wireless sensor networks. *International Journal of Computer Science and Communications*, 2010; 1(1): 113–118.
19. Satapathy SS, Sarma N. TREEPSI: tree based energy efficient protocol for sensor information. In: *International conference on wireless and optical communications networks*, IFIP, 2006; 4–7.
20. Sirsikar S, Anavatti S. Issues of data aggregation methods in wireless sensor network: a survey. *Procedia Computer Science*, 2015; 49: 194–201.
21. Solis I, Obraczka K. The impact of timing in data aggregation for sensor networks. In: *International conference on communications*, IEEE, 2004; 6: 3640–3645.
22. Younis O, Fahmy S. HEED: a hybrid, energy-efficient, distributed clustering approach for ad hoc sensor networks. *IEEE Trans Mob Comput*, 2004; 3(4): 366–379.
23. Zeng D, Guo S, Cheng Z. The web of things: a survey. *J Commun*, 2011; 6(6): 424–438.