

A REVIEW: EFFICIENT WIRELESS SYSTEM BASED ON MPSK USING DIVERSITY

¹Shivani Rajput M. Tech Scholar, ²Asst. Prof. Vikash Panthi

¹Digital Communication (ECE) Babulal Tarabai Institute of Research and Technology,
Sagar, M.P.

²Assistant Professor Babulal Tarabai Institute of Research and Technology, Sagar, M.P.

Article Received on 06/07/2020

Article Revised on 27/07/2020

Article Accepted on 17/08/2020

*Corresponding Author

Shivani Rajpoot

M. Tech Scholar,
Digital Communication
(ECE) Babulal Tarabai
Institute of Research and
Technology, Sagar, M.P.

ABSTRACT

These days the requirements the increase in the number of wireless devices and the requirement for higher data rates places an increasing demand on bandwidth. The advance generation of wireless communication systems faces the demand for increased higher mobility, data rates, larger carrier frequencies, and more link reliability. Wireless channels are characterized by diversity, fading,

multipath, limited bandwidth, and frequency and time variant, time invariant selectivity which make system design a challenges. This necessitates the need for communication systems with increased throughput and capacity. The requirements in wireless communication are to have high voice quality, high data rates, high voice quality multimedia features, lightweight communication devices etc. But the wireless communication channel suffers from much impairment.

KEYWORDS: Fading, Diversity, Fading channels, Combining techniques, Amplitude Shift Keying; Phase Shift Keying; Binary Phase Shift Keying (BPSK); Quadrature Phase Shift Keying (QPSK); QAM; Quadrature Amplitude modulation.

I. INTRODUCTION COMMUNICATION

When we think of communication, we usually think of people talking or listening to each other. This may happen face to face, or it may occur through the assistance of a telephone,

radio, or television. Basically, communication is the transfer of information. Life In our modern, complex world depends more and more on the transfer of information. The increasing dependency on the transfer of information has stimulated the growth of more and more communication systems. This surge in communication and communication systems has been referred to as a technological revolution. The communication system will consist of at least the three parts shown. The channel can be as simple as the air that carries the sound of your voice, or as complex as the satellite network required to carry a television program around the world. The most common problem encountered by the communication process is interference. Interference is any force that disrupts or distorts the information or message while it is being “channeled.” It could be noise, as in the case of normal conversation, or atmospheric weather changes, as In the case of radio or television. The biggest cause of interference, however, is a simple misinterpretation of the intended message. Cultural, economic, and political diversities allow people to receive the same message but interpret it differently. Communication system is a combination of processes and hardware used to accomplish the transfer of Information (communication).

II Digital communication systems

Fig. 1 illustrates a general block diagram for a digital communication system. In this diagram, digital data from a source are encoded and modulated for transmission over a channel. At the other side, the data are extracted by demodulation, decoding, and then sent to a sink. The encoder can be divided into two blocks, namely the source encoder and the channel encoder.

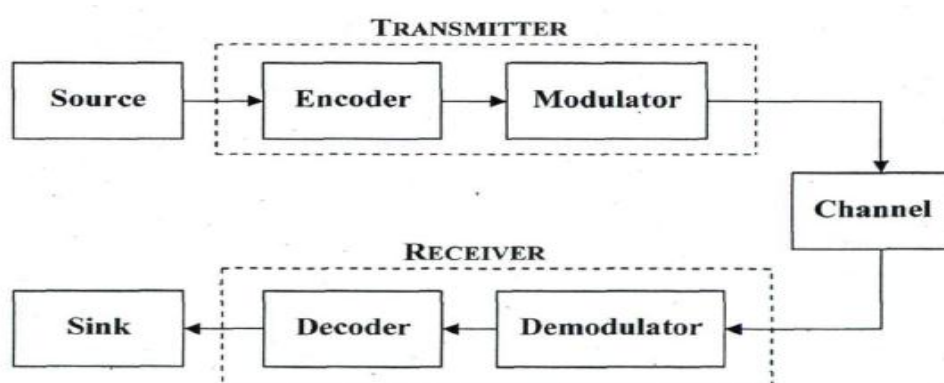


Figure 1: Block diagram of a digital communication system.

In some digital communication systems, channel coding and modulation are combined together; this is called coded modulation. In general, there are two main constraints in communication systems, the available spectrum (or bandwidth) and the power required for

data transmission. The bandwidth is becoming a rare commodity with the demand of high speed and high quality of service (QoS) for wireless communications. In this thesis M-ary phase shift keying (M-PSK) used for improving BER performances.

III. Digital Modulation

In digital modulation schemes, binary code modulates the analog carrier signal. The digital modulator device acts an interface between the transmitter and the channel. The digital modulation schemes are categorized basically either on their detection characteristics or in terms of their bandwidth compaction characteristics. The main criteria for best modulation scheme depends on Bit Error Rate (BER), Signal to Noise Ratio (SNR), Available Bandwidth, Power efficiency, better Quality of Service, cost effectiveness . The performance of each modulation scheme is measured by estimating its probability of error with an assumption that system are operating with Additive White Gaussian Noise . Modulation methods which are capable of transmitting more bits per symbol are more immune to error caused by noise and interference induced in the channel The delay distortion can be an important measure while deciding modulation scheme for digital radio. There are various digital modulation schemes which are used in the telecommunication system. The basic types of digital modulation scheme are Amplitude Shift Keying (ASK), Frequency Shift Keying (FSK) and Phase Shift Keying (PSK) respectively. The ASK, FSK and PSK with nyquist pulse shaping at the baseband form the basic technique of digital modulation, but other methods are also possible by incorporating two or more basic digital modulation techniques with or without introducing pulse shaping. Thus, hybridized modulation can be designed depending upon the type of signal and the application. The implementation of ASK is simple but they are limited to deliver low amount of power and achieve low data transmission rates. The PSK modulation technique have steady envelope but but discontinuous phase transitions from symbol to symbol. DPSK, QPSK and MSK are the derivatives modulation schemes of the Phase Shift Keying. A better digital modulation scheme is to be contemplated over by the designer which has an ability of exploiting the existing transmitted power and the bandwidth to its full coverage.^[48] In paper,^[15] author have presented the characteristics of modulation techniques and determined.

IV. Digital Modulation Techniques

Amplitude Shift Keying: ASK is a type of Amplitude Modulation that represents the binary data in the form of variations in the amplitude of a signal. Any modulated signal has a high

frequency carrier. The binary signal when ASK modulated, gives a zero value for Low input while it gives the carrier output for High input.

The following figure represents ASK modulated waveform along with its input.

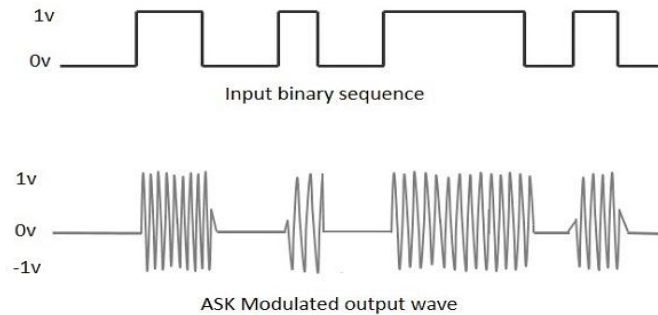


Figure 2: ASK Modulation.

Frequency Shift Keying: FSK is the digital modulation technique where the frequency of the carrier signal varies according to the digital signal changes. FSK is a system of frequency modulation. The output of a FSK modulated wave is high in frequency for a binary High input and is low in frequency for a binary Low input. The binary 1s and 0s are called Mark and Space frequencies. The following image is the diagrammatic representation of FSK modulated waveform along with its input.

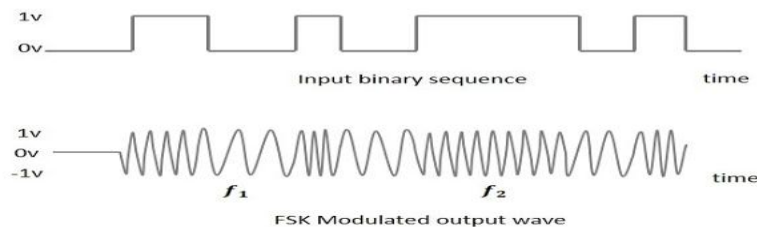


Figure 3: FSK Modulation.

Phase Shift Keying: PSK is the digital modulation technique where the phase of the carrier signal is changed by varying the sine and cosine inputs at a particular time. PSK technique is widely used for wireless LANs, bio-metric, contactless operations, along with RFID and Bluetooth communications.

PSK is of two types, depending upon the phases the signal gets shifted. They are **Binary Phase Shift Keying BPSK**. This is also called as 2-phase PSK or Phase Reversal Keying. In this technique, the sine wave carrier takes two phase reversals such as 0° and 180° . BPSK is

basically a Double Side Band Suppressed Carrier DSBSCDSBSC modulation scheme, for message being the digital information.

Quadrature Phase Shift Keying QPSK: This is the phase shift keying technique, where the sine wave carrier takes four phase reversals such as 0° , 90° , 180° , and 270° . If this kind of techniques are further extended, PSK can be done by eight or sixteen values also, depending upon the requirement.

BPSK Modulator: The block diagram of Binary Phase Shift Keying consists of the balance modulator which has the carrier sine wave as one input and the binary sequence as the other input. Following is the diagrammatic representation.

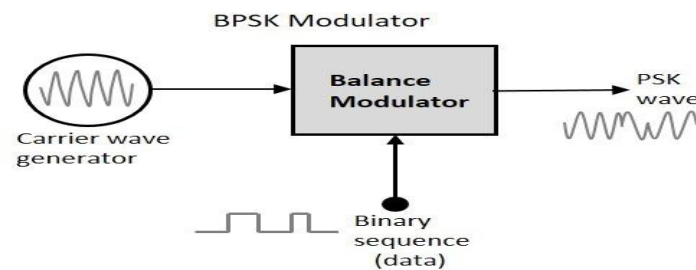


Figure 3: BPSK Modulation.

The modulation of BPSK is done using a balance modulator, which multiplies the two signals applied at the input. For a zero binary input, the phase will be 0° and for a high input, the phase reversal is of 180° .

Following is the diagrammatic representation of BPSK Modulated output wave along with its given input.

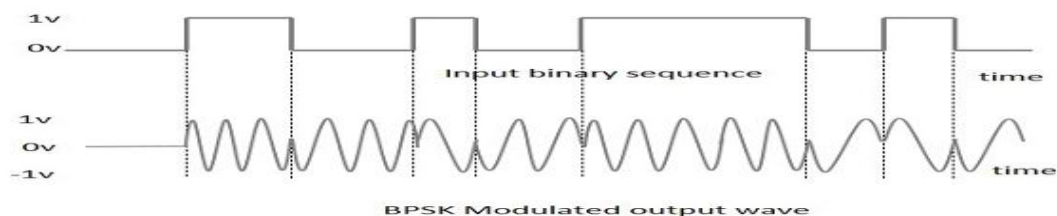


Figure 4: BPSK Modulation Waveform.

The output sine wave of the modulator will be the direct input carrier or the inverted 180° phase shifted input carrier, which is a function of the data signal.

Differential Phase Shift Keying In Differential Phase Shift Keying DPSK the phase of the modulated signal is shifted relative to the previous signal element. No reference signal is considered here. The signal phase follows the high or low state of the previous element. This DPSK technique doesn't need a reference oscillator. The following figure represents the model waveform of DPSK.

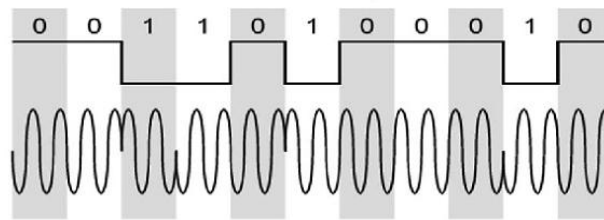


Figure 5: DPSK Modulation Waveform.

It is seen from the above figure that, if the data bit is Low i.e., 0, then the phase of the signal is not reversed, but continued as it was. If the data is a High i.e., 1, then the phase of the signal is reversed, as with NRZI, invert on 1 a form of differential encoding.

If we observe the above waveform, we can say that the High state represents an M in the modulating signal and the Low state represents a W in the modulating signal.

M-ary Equation

If a digital signal is given under four conditions, such as voltage levels, frequencies, phases, and amplitude, then $M = 4$.

The number of bits necessary to produce a given number of conditions is expressed mathematically as

$$N = \log_2 MN = \log_2 M$$

Where

N is the number of bits necessary

M is the number of conditions, levels, or combinations possible with N bits.

The above equation can be re-arranged as

$$2^N = M \quad 2^2 = 4$$

For example, with two bits, $2^2 = 4$ conditions are possible.

Types of M-ary Techniques

In general, Multi-level M-ary modulation techniques are used in digital communications as the digital inputs with more than two modulation levels are allowed on the transmitter's input. Hence, these techniques are bandwidth efficient. There are many M-ary modulation techniques. Some of these techniques, modulate one parameter of the carrier signal, such as amplitude, phase, and frequency.

M-ary ASK

This is called M-ary Amplitude Shift Keying M-ASK or M-ary Pulse Amplitude Modulation PAM.

The amplitude of the carrier signal, takes on M different levels.

Representation of M-ary ASK

$$S_m(t) = A_m \cos(2\pi f_c t) \quad A_m \in (2m - 1 - M)\Delta, m = 1, 2, \dots, M \quad \text{and} \\ 0 \leq t \leq T_s$$

Some prominent features of M-ary ASK are –

- This method is also used in PAM.
- Its implementation is simple.
- M-ary ASK is susceptible to noise and distortion.

M-ary FSK

This is called as M-ary Frequency Shift Keying M-aryFSKM-aryFSK.

The frequency of the carrier signal, takes on M different levels.

Representation of M-ary FSK

$$S_i(t) = \sqrt{\frac{2E_s}{T_s}} \cos\left(\frac{\pi}{T_s}(n_c + i)t\right) \quad 0 \leq t \leq T_s \quad \text{and} \quad i = 1, 2, 3, \dots, M$$

Where $f_c = \frac{n_c}{2T_s}$ for some fixed integer n.

Some prominent features of M-ary FSK are

Not susceptible to noise as much as ASK. The transmitted M number of signals are equal in energy and duration. The signals are separated by $12T_s$ Hz making the signals orthogonal to each other. Since M signals are orthogonal, there is no crowding in the signal space. The bandwidth efficiency of M-ary FSK decreases and the power efficiency increases with the increase in M.

M-ary PSK

This is called as M-ary Phase Shift Keying M-ary PSK. The phase of the carrier signal, takes on M different levels.

Representation of M-ary PSK

$$S_i(t) = \sqrt{\frac{2E}{T}} \cos(\omega_c t + \phi_i t) \quad 0 \leq t \leq T \quad \text{and} \quad i = 1, 2, \dots, M$$

$$\phi_i(t) = \frac{2\pi i}{M} \quad \text{where} \quad i = 1, 2, 3, \dots, M$$

CONCLUSION

In this paper, the review on digital modulation techniques for wireless communication presented shows that the choice of digital modulation technique is completely application specific and should be chosen carefully. Some applications need a higher precision rate, while some schemes focus on effective utilization of available bandwidth and permissible power for the given application. The quality of service offered by wireless communication systems can be greatly improved by correctly selecting the modulation scheme. Thus, proper selection of digital modulation technique needs to be done to increase radio coverage and power consumption. Some prominent features of M-ary PSK are the envelope is constant with more phase possibilities. This method was used during the early days of space communication. Better performance than ASK and FSK. Minimal phase estimation error at the receiver. The bandwidth efficiency of M-ary PSK decreases and the power efficiency increases with the increase in M. So far, we have discussed different modulation techniques. The output of all these techniques is a binary sequence, represented as 1s and 0s. This binary or digital information has many types and forms, which are discussed further.

REFERENCES

1. Mranali Joshi Amar Nath Dubey Debendra Kumar Panda, "Analysing various Fading channels using different Modulation Techniques under IEEE 802.16 Standard", IEEE

- Sponsored 2nd International Conference On Electronics And Communication System (ICECS), 2015.
2. Mohd. Abuzer Khan¹, Sonu Pal², Ankita Jose³, “*BER Performance of BPSK, QPSK & 16 QAM with and without using OFDM over AWGN, Rayleigh and Rician Fading Channel*”, International Journal of Advanced Research in Computer and Communication Engineering, July 2015; 4(7).
 3. Deepak K. Chy¹, Md. Khaliluzzaman, “*Evaluation of SNR for AWGN, Rayleigh and Rician Fading Channels Under DPSK Modulation Scheme with Constant BER*”, International Journal of Wireless Communications and Mobile Computing, 2015; 3(1): 7-12.
 4. Deepak Bactor, Rajbir Kaur and Pankaj Bactor, “*Diversity Techniques using BPSK and QPSK Modulation in MIMO system under fading environment*”, International Journal of Advanced Research in Electronics and Communication Engineering (IJARECE), May 2015 4(5).
 5. S.Sowndeswari¹, Dr.C.V.Ravishankar², “*Performance analysis of mobile & cellular communication system using M-ary modulation techniques by using PSK*”, International Journal of Application or Innovation in Engineering & Management (IJAIEM) Web Site: www.ijaiem.org Email: editor@ijaiem.org, November 2015; 4(11). ISSN 2319 – 4847.
 6. Sachin Natasha Chandni, “*Analyzing the BER Performance of OFDM-System with QPSK and BPSK Modulation Technique*”, International Journal of Innovative Research in Advanced Engineering (IJIRAE) ISSN: 2349-2163, June 2015; 6(2).
 7. Ms.Arfiya S.Pathan, 2Mr.Abhay Satmohankar, “*A Comparative Study between Multipath Fading Channels*”, © IJEDR | 3, 2 | ISSN: 2321-9939, 2015.
 8. Sutanu Ghosh, “*Performance Analysis On The Basis of A Comparative Study Between Multipath Rayleigh Fading And AWGN Channel in the Presence Of Various Interference*” International journal of Mobile Network Communications & Telematics (IJMNCT), February 2014; 4(1).
 9. Prajoy Podder, T Zaman Khan, Mamdudul Haque Khan, M. Muktedir RAHMAN, “*BER Performance Analysis of OFDM-BPSK, QPSK, QAM Over Rayleigh Fading Channel & AWGN Channel*”, International Journal of Industrial Electronics and Electrical Engineering, ISSN: 2347-6982, July-2014; 2(7).
 10. Pratima Sharma, Bhaskar Singh and Pushpraj Singh Tanwar, “*A Review in Multiple Modulation Techniques 16 and 64 QAM MIMO-OFDM BPSK-QPSK-PSK system*”,

- International Journal of Electrical, Electronics ISSN No. (Online): 2277-2626 and Computer Engineering, 2014; 3(1): 196-200.
11. Ekwe O. A., 2Abioye, A. E., 3Oluwe, M. O., 4Okoro, K.C, “*Effective Fading Reduction Techniques in Wireless Communication System*”, IOSR Journal of Electronics and Communication Engineering (IOSR-JECE) e-ISSN: 2278-2834,p- ISSN: 2278-8735, Jul - Aug. 2014 9(4): 35-43. www.iosrjournals.org.
 12. Anurag Pandey , Sandeep Sharma, “*BER Performance of OFDM System in AWGN and Rayleigh Fading Channel*”, International Journal of Engineering Trends and Technology (IJETT), Jul 2014; 13(3).
 13. Mrityunjay Prasad Tripathi, Dr.Soni Changlani, Prof.Saiyed Tazin Ali, “*Performance Comparison of M-PSK and M-QAM Modulations for WiMAX OFDM system under the Rayleigh Fading Channel*”, International Journal of Technological Exploration and Learning (IJTEL) , ISSN: 2319-2135, April 2014; 3(2).
 14. Abdul Haq N , Rajani Katiyar and Padmaja K V, “*BER performance of BPSK and QPSK over rayleigh channel and AWGN channel*”, ISSN 2319 – 2518 www.ijeetc.com, April 2014; 3(2). IJEETC.
 15. Arpita Mishra¹, Stuti Rastogi, Ritu Saxena, Pankaj Sharma, Sachin Kumar “*Performance analysis of mb-ofdm system with QPSK AND QAM for wireless communication*”, International Journal of Advanced Research in Computer and Communication Engineering, February 2013; 2(2).
 16. Niru Desai, G. D. Makawana, “*Space Diversity for Wireless Communication System- A Review*”, International Journal of Engineering Science and Innovative Technology (IJESIT), May 2013; 2(3).
 17. G.Tharakanatha¹, SK. Mahaboob kamal basha, Vijay Bhaskar chanda, I.Hemalatha⁴, “*Implementation and Bit Error Rate analysis of BPSK Modulation and Demodulation Technique using MATLAB*” International Journal of Engineering Trends and Technology (IJETT), Sep 2013; 4(9).
 18. Md. Mejbaul Haque, Mohammad Shaifur Rahman and Ki-Doo Kim, “*Performance Analysis of MIMO-OFDM for 4G Wireless Systems under Rayleigh Fading Channel*”, International Journal of Multimedia and Ubiquitous Engineering, 2013; 8(1).
 19. M. Mirahmadi, Member, IEEE, A.Al-Dweik, Senior Member, IEEE, and A.Shami, Senior Member, IEEE, “*BER Reduction of OFDM Based Broadband*

- Communication Systems over Multipath Channels with Impulsive Noise*", IEEE Transactions on Communications, November 2013; 61(11).
20. Umesh Sharma, "*Comparative Study of Digital Modulation Techniques in WIMAX*", International Journal of Engineering and Innovative Technology(IJEIT), August 2012; 2(2).
21. Anuradha.R.Kondelwar, and Dr.K.D.Kulat, "*BER Analysis of Proposed Wimax System in different channel Environments*", International Journal of Emerging Technology and Advanced Engineering (IJETA), September 2012; 2(9).
22. Z.K. Adeyemol D.O. Akande, F.K. Ojo and H.O. Raji, "*Comparative Evaluation of Fading Channel Model Selection For Mobile Wireless Transmission System*", International Journal of Wireless & Mobile Networks (IJWMN), December 2012; 4(6).
23. Raghunandan Swain, Ajit Kumar Panda, "*Design of 16-QAM Transmitter and Receiver: Review of Methods of Implementation in FPGA*", Research Inventy: International Journal of Engineering and Science ISSN: 2278-4721, November 2012; 1(9): 23-27.
24. NS2 Anwar Ul Haque, Farhan Ahmed Siddiqui, "*Comparative Study of BPSK and QPSK for Wireless Networks*", International Journal of Computer Applications (0975 – 8887), March 2012; 41(19).
25. Khairi Ashour Hamdi, Senior Member, IEEE, "*Analysis of OFDM over Nakagami-m Fading with Nonuniform Phase Distributions*", IEEE Transactions on Wireless Communications, February 2012; 11(2).
26. Brian Krongold, Timo Pfau, Noriaki Kaneda and Sian Chong Jeffrey, "*Comparison between PS-QPSK and PDM-QPSK with equal rate and bandwidth*" IEEE photonics technology letters, 2012; 24(3): 203-205.
27. P.M.Shankar, "*A Nakagami N-gamma Model for Shadowed Fading Channels*", Wireless Pers Communication, Springer Science and Business Media.
28. Suchita Varade, Kishore Kulat, "*BER Comparison of Rayleigh Fading, Rician Fading and AWGN Channel using Chaotic Communication based MIMO-OFDM System*", International Journal of Soft Computing and Engineering (IJSCE) ISSN: 2231-2307, 2012; 1(6).
29. Md. Sipon Miah, M. Mahbubur Rahman, T. K Godder, Bikash Chandra Singh and M. Tania Parvin, "*Performance Comparison of AWGN, Flat Fading and Frequency Selective Fading Channel for Wireless Communication System using 4QPSK*", Copyright © Ijcit,

Issn 2078-5828 (Print), Issn 2218-5224 (Online), Volume 01, Issue 02, Manuscript Code: 110125, 2011.

30. Sudhir Babu Dr. K.V Sambasiva Rao, "Evaluation of BER for AWGN, Rayleigh and Rician Fading Channels under Various Modulation Schemes" International Journal of Computer Applications (0975 – 8887), July 2011; 26(9).
31. Gurpreet Kaur and Partha Pratim Bhattacharya, "A survey on cooperative diversity and its applications in various wireless networks", International Journal of Computer Science & Engineering Survey (IJCSES), November 2011; 2(4).
32. Shinya Sugiura, Chao Xu, Soon Xin Ng and Lajos Hanzo, "Reduced-complexity coherent versus non-coherent QAM-Aided space-time shift keying" IEEE Transactions on communications, November 2011; 59(11): 3090-3101.
33. Omri and R. Bouallegue, "New Transmission Scheme for MIMO- OFDM System", International Journal of NextGeneration Networks (IJNGN), March 2011; 3(1).
34. S. Yi, Y. Li, T. Liangrui and W. Wenjin, "Adaptive resource allocation algorithm based on IEEE 802.16 OFDM", Seventh IEEE International Conference on Natural Computation, 2011.
35. Mohamed A. Mohamed, Mohamed S. Abo-El-Seoud and Heba M. Abd-El-Atty, "Performance Simulation of IEEE 802.16e WiMAX Physical Layer" Seventh IEEE International Conference on Natural Computation, 2010.
36. Mohammad Riaz Ahmed, Md.Rumen Ahmed, Md.Ruhul Amin Robin, Md.Asaduzzaman, Md.Mahbub Hossain, Md.Abdul Awal, "Performance Analysis of Different M-Ary Modulation Techniques in Fading Channels using Different Diversity", Journal of Theoretical and Applied Information Technology © 2005 - 2010 JATIT. All rights reserved.
37. Neelam Srivastava, "Diversity Schemes for Wireless Communication a Short Review", 31st, May 2010; 15(2). 2005-2010 JATIT.
38. Bernard Skalar and Pabritra Kumar Ray, "Digital Communication: Fundamentals and Applications", Pearson, Edison 2, Jan. 2009.
39. Xiaolong Li, "Simulink-based Simulation of Quadrature Amplitude Modulation (QAM) System", Indiana State University, Proceedings of The 2008 IAJC-IJME International Conference ISBN 978-1-60643-379-9.
40. Q. T. Zhang, Senior Member, IEEE, and S. H. Song, Member, IEEE, "Exact Expression for the Coherence Bandwidth of Rayleigh Fading Channels", IEEE Transactions on Communications, July 2007; 55(7).

41. Vasilios M. Kapinas, Maja Ilic, George K. Karagiannidis, and Milica Pejanovi ,c-Durisc, "A spectrs on Space and Polarization Diversity in Wireless Communication Systems", , Belgrade, Serbia, November 20-22, 2007.
42. Y. Byungwook, H. L. Kyu and L. Chungyong, "Implementation of IEEE 802.16e MIMO-OFDMA Systems with K-BEST Lattice Decoding Algorithm", International Conference on Consumer Electronics. Las Vegas, NV, USA, 2007.
43. Tan and K.-C. Lin, "Performance of space-time block coded MB-OFDM UWB systems" in Proc.4th Annual Communication Networks and Services Research Conference (CNSR'06), May 2006; 323-327.
44. W.P. Siriwongpairat,W.Su,M. Olfat and K.J.R.Liu, "Multiband OFDM MIMO coding framework for UWB communication systems" IEEE Trans. Signal Processing, Jan 2006; 54(1): 214-224.
45. Todd E. Hunter, Member, IEEE and Aria Nosratinia, Senior Member, IEEE, "Diversity through Coded Cooperation", IEEE Transactions On Wireless Communications, February 2006; 5(2).
46. Bing-Hung Chiang, Ding-Bing Lin, Jung-Lang Yu , "OFDM in Multipath Mobile Fading Channel", Institute of Computer, Communication and Control, National Taipei University of Technology, Taiwan, R.O.C.
47. N. C. Beaulieu and C. Cheng, "Efficient Nakagami-M Fading Channel Simulation", IEEE Transactions on Vehicular Technology, 2005; 54(2): 413-424.
48. C.A. Corral, S. Emami and G. Rasor, "Model of MultiBand OFDM Interference on Broadband QPSK Receivers" IEEE International Conference on Acoustics, Speech and Signal Processing (ICASSP'05), 2005; 3(18-23): 629-632.
49. Hafeth Hourani, "An Overview of Diversity Techniques in Wireless Communication Systems", S-72.333 Postgraduate Course in Radio Communications, 2004/2005.
50. Ben Lu, "Performance Analysis & design optimization LDPCcoded MIMO OFDM systems", IEEE Trans. on signal processing, Feb. 2004; 52(2): 348-361.
51. Yahong Rosazheng and chengshanxiao, "Simulation model with correct statistical properties for Rayleigh fading channel", IEEE Trans. on Communications, 2003; 51: 920-928.
52. Ming xian chang, "Performance Analysis of Equalized OFDM system in Rayleigh fading channel", IEEE Trans. On Wireless Comm, 2002; 1(4): 721-32.
53. Xiaoyi tang, "Effect of channel estimation error on QAM, BER performance in Rayleigh fading", IEEE Trans. On Communications, Dec 1999; 47: 1856-64.

54. Orthogonal Frequency Division Multiplexing, U.S. Patent, 1996; 3: 488-4555.
55. Vendee-Ramjee, "OFDM for Wireless Multimedia Communications".
56. Y. Wu and W. Y. Zou, "*Orthogonal frequency division multiplexing: A multi-carrier modulation scheme*", IEEE Transaction. Consumer Electronics, 1995; 41(3): 392 399.
57. L. J. Cimini, Jr., "*Analysis and simulation of a digital mobile channel using orthogonal frequency division multiplexing*", IEEE Trans. on Communications., July 1985; 33: 665-675.